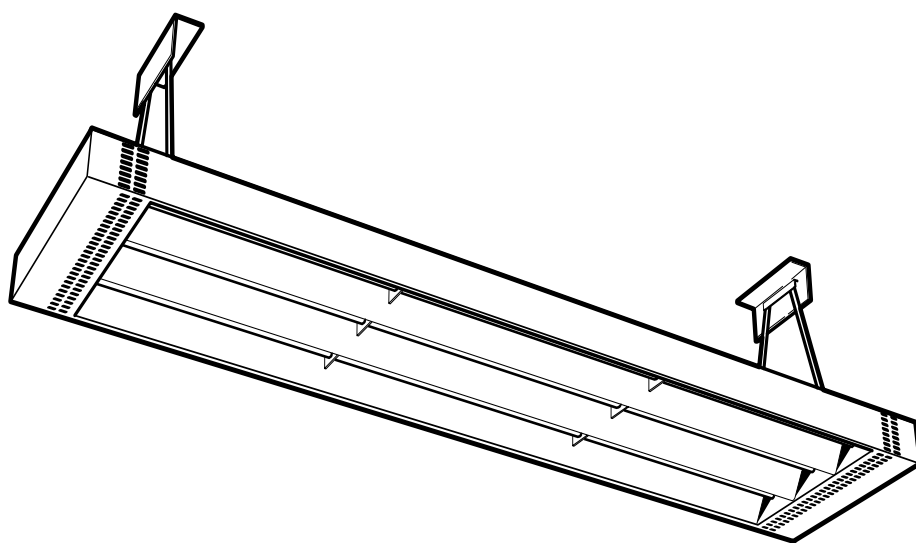


Original instructions  
**IR3000, IR4500, IR6000**



SE ... 10

GB ... 12

NO ... 14

FR ... 16

RU ... 18

DE ... 20

IT ... 22

NL ... 24

FI ... 26

PL ... 28

**SE** EU-kommissionens Ecodesignförförordning (EU) 2015/1188 för rumsvärmare skiljer på användningsområden för olika installationer.

Förförordningen gäller då installationen är avsedd att skapa värmekomfort för människor som vistas i lokalen. Förförordningen gäller inte för installationer som är avsedda för värmebehov av mer teknisk art såsom grundvärme i maskinrum, värmebehov i produktionsprocesser, frostskydd, etc. Förförordningen gäller heller inte installationer i fordon, offshore eller utomhus.

Många av Fricos produkter kan användas både som rumsvärmare (definierade enligt (EU) 2015/1188) och som värmare för tekniska behov. **Vid installationstillfället är det upp till ansvarig installatör att bedöma om Ecodesignförförordningen är applicerbar eller inte.** Regleringslösningar för installationer som inte omfattas av Ecodesignförförordningen redovisas i separat tabell.

**GB** Ecodesign Regulation (EU) 2015/1188 concerning local space heaters does not apply to all application areas.

The Regulation applies when an installation is intended to provide thermal comfort for people in the premises. The Regulation does not apply to heating installations of a more technical nature e.g. in engineering/utility rooms, in production processes, frost protection, etc. The Regulation also does not apply to installations in vehicles, offshore or outdoors.

Many of Frico's products can be used as both local space heaters (as defined in (EU) 2015/1188) and for technical heating purposes. **It is up to the installer responsible for the installation to assess whether the Ecodesign Regulation is applicable or not.** Control solutions for installations not covered by the Ecodesign Regulation are listed in a separate table.

**NO** Økodesigndirektivet (EU) 2015/1188 som gjelder varmeovner, gjelder ikke alle bruksområder. Direktivet gjelder når en installasjon har som formål å skape en komfortabel temperatur for personene på stedet. Direktivet gjelder ikke til oppvarmingsinstallasjoner av det mer tekniske slaget, som i produktutviklingsrom, bruksområder, i produksjonsprosesser, frostbeskyttelse etc. Direktivet gjelder heller ikke installasjoner som befinner seg i kjøretøy, offshore eller utendørs.

Mange av Fricos produkter kan brukes både som varmeovner (som definert i 2015/1188) og til formål innen teknisk oppvarming. **Det er opp til installatøren som er ansvarlig for installasjonen å vurdere hvorvidt Økodesigndirektivet er gjeldende eller ikke.** Regulerings-løsninger for installasjoner som ikke dekkes av Økodesigndirektivet står oppført i en separat tabell.

**FR** La réglementation relative à l'écoconception (UE) 2015/1188 concernant les dispositifs de chauffage décentralisés ne s'applique pas à tous les cas.

Elle s'applique lorsqu'une installation est destinée à assurer un confort thermique à des personnes dans les locaux. Elle ne s'applique pas au chauffage d'installations d'une nature plus technique (salles des machines/de service, processus de production, protection contre le gel, etc.). Elle ne s'applique pas non plus aux installations qui se trouvent à bord de véhicules, offshore ou en extérieur.

De nombreux produits Frico peuvent être utilisés comme des dispositifs de chauffage décentralisés (tel que défini dans la réglementation (UE) 2015/1188) et à des fins de chauffage technique. **Il appartient à l'installateur de déterminer si la réglementation relative à l'écoconception s'applique ou non.** Les solutions de contrôle pour les installations qui ne sont pas couvertes par la réglementation relative à l'écoconception sont présentées dans un tableau distinct.

**RU** Положения требований Экодизайн (EU) 2015/1188 по приборам локального обогрева не охватывают все возможные области их применения.

Требования Экодизайн применяются, когда установка предназначена для обеспечения теплового комфорта людей в помещениях. Эти Требования не распространяются на установки и системы обогрева более сложного технического характера, например, при обогреве технических, служебных и производственных помещений, при организации защиты от замерзания и т. д. Также требования Экодизайн не применяются в случае установки оборудования в транспортных средствах, сооружениях на море и на открытых площадках.

Многие виды оборудования Frico могут применяться как в качестве приборов локального обогрева (как определено нормативами (EU) 2015/1188) так и в качестве составных частей обогревательных систем общественных и производственных зданий. **Ответственность за определение необходимости применения или не применения требований Экодизайн несет организация, осуществляющая монтаж данного оборудования.** Приборы управления для установок оборудования, не подпадающих под положения требований Экодизайн, перечислены в отдельной таблице.

**DE** Die Ökodesign-Verordnung (EU) 2015/1188 über Einzelraumheizgeräte trifft nicht auf alle Anwendungsgebiete zu.

Die Verordnung findet Anwendung, wenn eine Installation dazu bestimmt ist, innerhalb eines Raumes ein für den Menschen angenehmes Temperaturniveau zu erreichen. Die Verordnung findet keine Anwendung auf Heizungsinstallationen technischer Natur, z. B. in Technik-/Wirtschaftsräumen, bei Produktionsprozessen, für Frostschutz usw. Die Verordnung findet ebenfalls keine Anwendung bei Installationen in Fahrzeugen, Offshoreanlagen und Außenbereichen.

Viele Frico-Produkte können sowohl als Einzelraumheizgerät (gemäß Definition nach (EU) 2015/1188) als auch für technische Heizprozesse eingesetzt werden. **Der Monteur, der für die Installation verantwortlich ist, muss beurteilen, ob die Ökodesign-Verordnung anwendbar ist oder nicht.** Steuerungslösungen für Installationen, die nicht unter die Ökodesign-Verordnung fallen, sind in einer separaten Tabelle aufgelistet.

**IT** Il Regolamento sulla progettazione ecocompatibile (UE) 2015/1188 relativo alle batterie di riscaldamento locali per gli ambienti non è in vigore per tutte le aree di applicazione.

Il Regolamento si applica quando lo scopo di un impianto è quello di fornire comfort termico per gli occupanti degli ambienti. Il Regolamento non si applica agli impianti di riscaldamento di natura più tecnica, ad esempio locali tecnici/ripostigli, all'interno di processi di produzione, protezione antigelo, ecc. Inoltre, il Regolamento non si applica alle installazioni all'interno di veicoli, offshore o all'aperto.

Molti dei prodotti Frico possono essere utilizzati come batterie di riscaldamento locali per gli ambienti (come definito nel regolamento (UE) 2015/1188) e a scopo di riscaldamento tecnico. **È responsabilità dell'installatore incaricato dell'installazione valutare se il Regolamento sulla progettazione ecocompatibile è applicabile o meno.** Le soluzioni di controllo per gli impianti non inclusi dal Regolamento sulla progettazione ecocompatibile sono elencate in una tabella separata.

**NL** De ecodesignverordening (EU) 2015/1188 betreffende lokale ruimteverwarmers is niet van toepassing op alle toepassingsgebieden.

De verordening is van toepassing in het geval een installatie bedoeld is om mensen in het pand te voorzien van verwarmingscomfort. De verordening is niet van toepassing op verwarmingsinstallaties van een meer technische aard, bijv. in machinekamers/bijkeukens, in productieprocessen, ten behoeve van vorstbeveiliging, enz. De verordening is ook niet van toepassing op installaties in voertuigen, offshore of buiten.

Veel van de Frico-producten kunnen zowel gebruikt worden als lokale ruimteverwarmers (zoals gedefinieerd in (EU) 2015/1188) als ten behoeve van technische verwarmingsdoeleinden. **Het is de taak van de installateur die verantwoordelijk is voor de installatie om te bepalen of de ecodesignverordening wel of niet van toepassing is.** Regelsystemen voor installaties die niet vallen onder de ecodesignverordening worden vermeld in een aparte tabel.

**FI** Paikallisia tilalämmittimiä käsittelevä Ecodesign-asetus (EU) 2015/1188 ei kata kaikkia käyttökohteita. Asetus on voimassa ainoastaan silloin, kun lämmittimellä halutaan parantaa tiloissa olevien ihmisten lämpömukavuutta. Asetus ei koske teknisempiä lämmitysjärjestelmiä esim.

konehuoneissa/kodinhoitohuoneissa, tuotantoprosesseissa, pakkassuojausta, jne. Asetus ei myöskään koske ajoneuvoissa, laivoissa ja ulkona käytettäviä järjestelmiä.

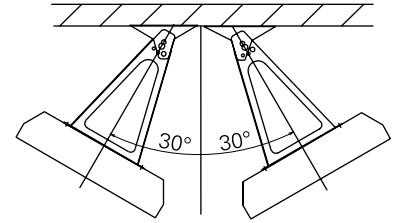
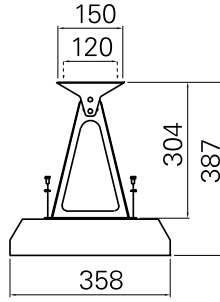
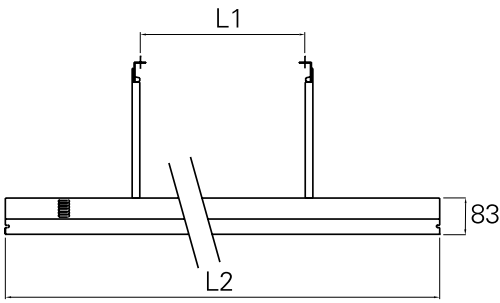
Useita Frico-tuotteita voidaan käyttää sekä paikallisina tilalämmittiminä (asetuksen (EU) 2015/1188 mukaan) että teknisempiin lämmitystarkoituksiin. **Asentajan on määritettävä sovelletaanko asennukseen Ecodesign-asetusta vai ei.** Ohjausratkaisut asennuksiin, joita Ecodesign-asetus ei käsittele, on lueteltu erillisessä taulukossa.

**PL** Jeśli chodzi o miejscowe ogrzewacze pomieszczeń, Rozporządzenie (UE) 2015/1188 dotyczące ekoprojektu nie ma zastosowania do wszystkich obszarów zastosowa.

Rozporządzenie to ma zastosowanie, kiedy zadaniem instalacji jest zapewnienie komfortu termicznego dla ludzi przebywających w budynkach. Rozporządzenie nie ma zastosowania do instalacji grzewczych mających charakter bardziej techniczny, np. w pomieszczeniach przemysłowych/gospodarczych, w procesach wytwórczych, jako ochrona przed zamrażaniem itp. Rozporządzenie nie ma również zastosowania do instalacji w pojazdach, morskich lub na zewnątrz.

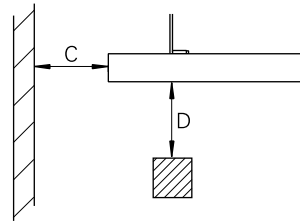
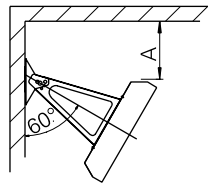
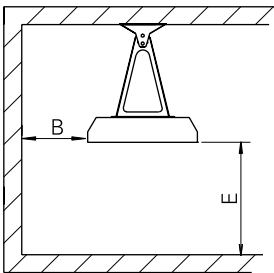
Wiele produktów firmy Frico może być używanych zarówno jako miejscowe ogrzewacze pomieszczeń (zgodnie z definicją w Rozporządzeniu (UE) 2015/1188), jak i w technicznych instalacjach grzewczych. **Do instalatora odpowiedzialnego za instalację należy ocena, czy Rozporządzenie dotyczące ekoprojektu ma zastosowanie czy nie.** Systemy sterowania dla instalacji nie objętych Rozporządzeniem dotyczącym ekoprojektu zostały podane w oddzielnej tabeli.

# IR3000, IR4500, IR6000

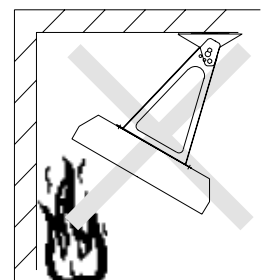
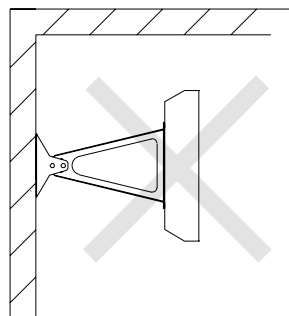
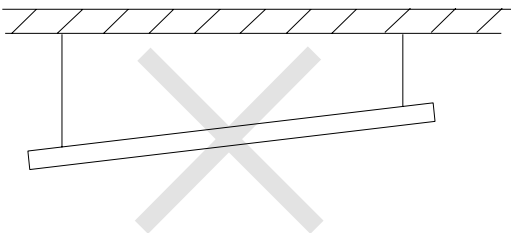


Type	L1 [mm]	L2 [mm]
IR3000	600	1125
IR4500	900	1500
IR6000	1200	1875

## Minimum distances

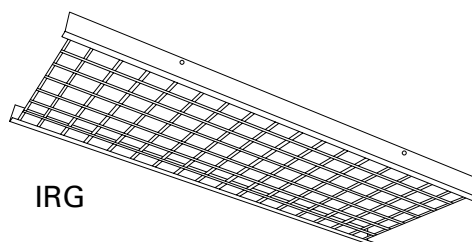


	[mm]
<b>Ceiling</b>	A 400
<b>Wall, long side of the unit</b>	B 400
<b>Wall, short side of the unit</b>	C 400
<b>Flammable material</b>	D 700
<b>Floor</b>	E 2300



## Accessories

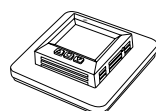
Type	HxWxD [mm]
IRG3000	869x362x40
IRG4500	1235x362x40
IRG6000	1615x362x40



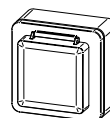
IRG

## Controls

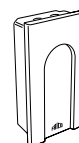
Type	HxWxD [mm]
TAP16R	87x87x53
TEP44	87x87x55
RB3	155x87x43
RB123	155x87x43
RTX54	82x88x25
SKG30	115x85x40
PDK65	102x70x50



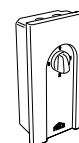
TAP16R



TEP44



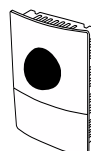
RB3



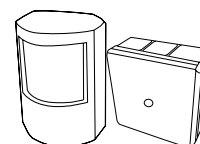
RB123



RTX54



SKG30



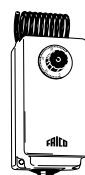
PDK65

## Controls for installations not covered by the Ecodesign Regulation (EU) 2015/1188

Type	HxWxD [mm]
KRT1900	165x57x60
KRTV19	165x57x60
S123	72x64x46



KRT1900



KRTV19



S123

SE: Regleringar för installationer som inte omfattas av Ecodesign, förordning (EU) 2015/1188

NO: Reguleringsløsninger for installasjoner som ikke dekkes av Økodesigndirektivet (EU) 2015/1188

DE: Steuerungen für Installationen, die nicht unter die Ökodesign-Verordnung (EU) 2015/1188 fallen

RU: Приборы управления для установок оборудования, не подпадающих под нормы требований Экодизайн (EU) 2015/1188

FR: Régulations pour les installations non couvertes par la réglementation relative à l'écoconception (UE) 2015/1188

ES: Controles para instalaciones no cubiertas por el Reglamento (UE) 2015/1188 sobre diseño ecológico

NL: Regelaars voor installaties die niet vallen onder de ecodesignverordening (EG) 2015/1188

PL: Systemy sterowania dla instalacji nie objętych Rozporządzeniem (UE) 2015/1188 dotyczącym ekoprojektu

IT: Controlli per gli impianti non inclusi dal Regolamento sulla progettazione ecocompatibile (UE) 2015/1188

FI: Ohjausratkaisut asennuksiin, joita Ecodesign-asetus (EU) 2015/1188 ei käsittele

## Technical specifications

Type	Output steps [kW]	Voltage [V]	Amperage [A]	Max. element temperature [°C]	Dimensions LxHxW [mm]	Weight [kg]
IR3000	1/2/3	400V3N~*	4,3	700	1125x83x358	9.0
IR4500	1.5/3/4.5	400V3N~*	6,5	700	1500x83x358	11.1
IR6000	2/4/6	400V3N~*	8,7	700	1875x83x358	13.2

\*) Can also be connected 400V3~, but then without output steps. With neutral, one element tube at a time can be connected.

Protection class: IP44.

CE compliant.

\*) Kan även kopplas 400V3~, men då utan effektsteg. Med Nolla kan ett elementrör i taget kopplas in.

\*) Kan også kobles 400V3~, men da uten effekttrinn. Med null kan et elementrør av gangen kobles inn.

\*) Connectable également en 400V3~, mais dans ce cas sans niveaux de puissance.

Avec neutre : raccordement d'un élément tubulaire à la fois.

\*) При подключении к сети 400В3~ прибор работает только на максимальной мощности. При наличии нейтрали возможно пофазное отключение нагревательных элементов.

\*) Kann auch an 400 V3~ angeschlossen werden, dann aber ohne Leistungsstufen. Mit Nulleiter kann jeweils ein Element angeschlossen werden.

\*) Se puede conectar a 400V3~, pero en ese caso las etapas de potencia se suprimen. Con neutro, los elementos tubulares se pueden conectar uno a uno.

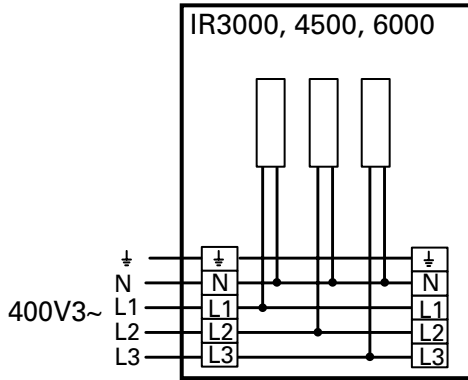
\*) Kan ook worden aangesloten op 400V3~, maar dan vervallen de capaciteitsstappen. Bij neutraal kan er één elementbuis tegelijk worden aangesloten

\*) Można także podłączyć do zasilania 400V3~, ale wykluczy to regulację mocy. Z przewodem zerowym można podłączać po jednym wymienniku ciepła na raz.

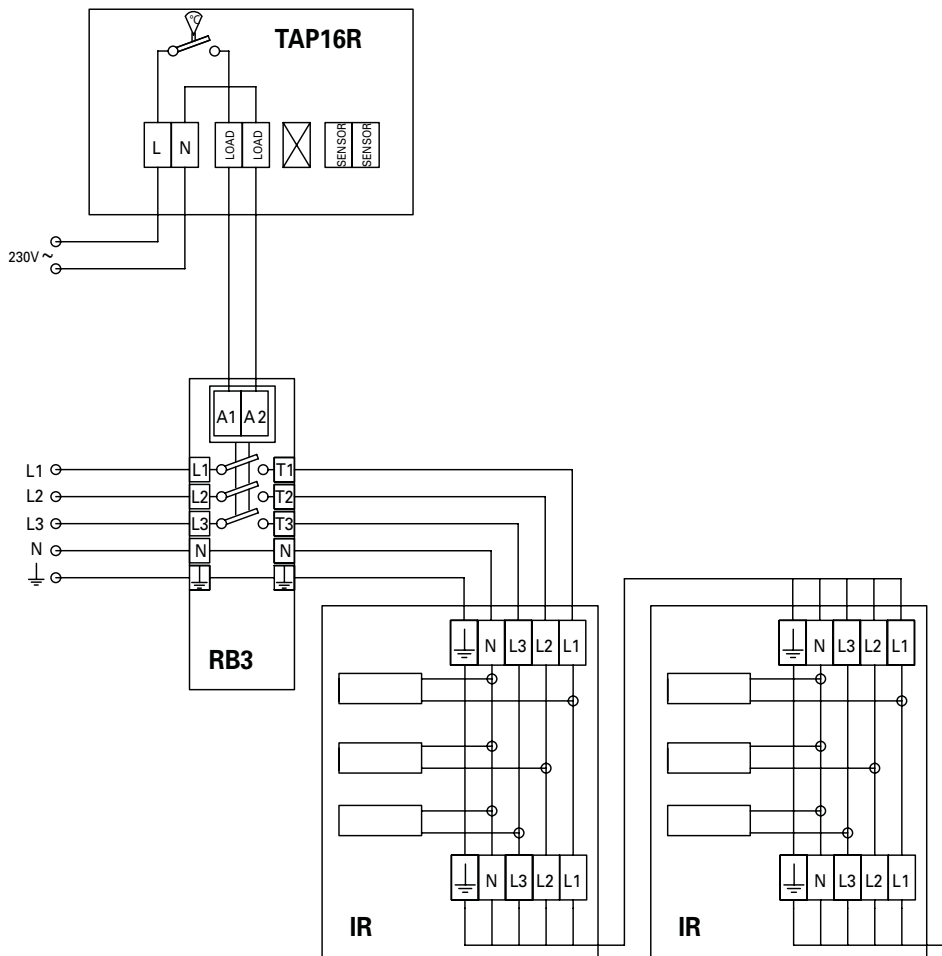
\*) Voidaan kytkeä 400V3~ jännitteeseen, mutta silloin ilman tehoportaita. Nollajohtimen kanssa voidaan kytkeä yksi elementtiputki kerrallaan.

## Wiring diagrams

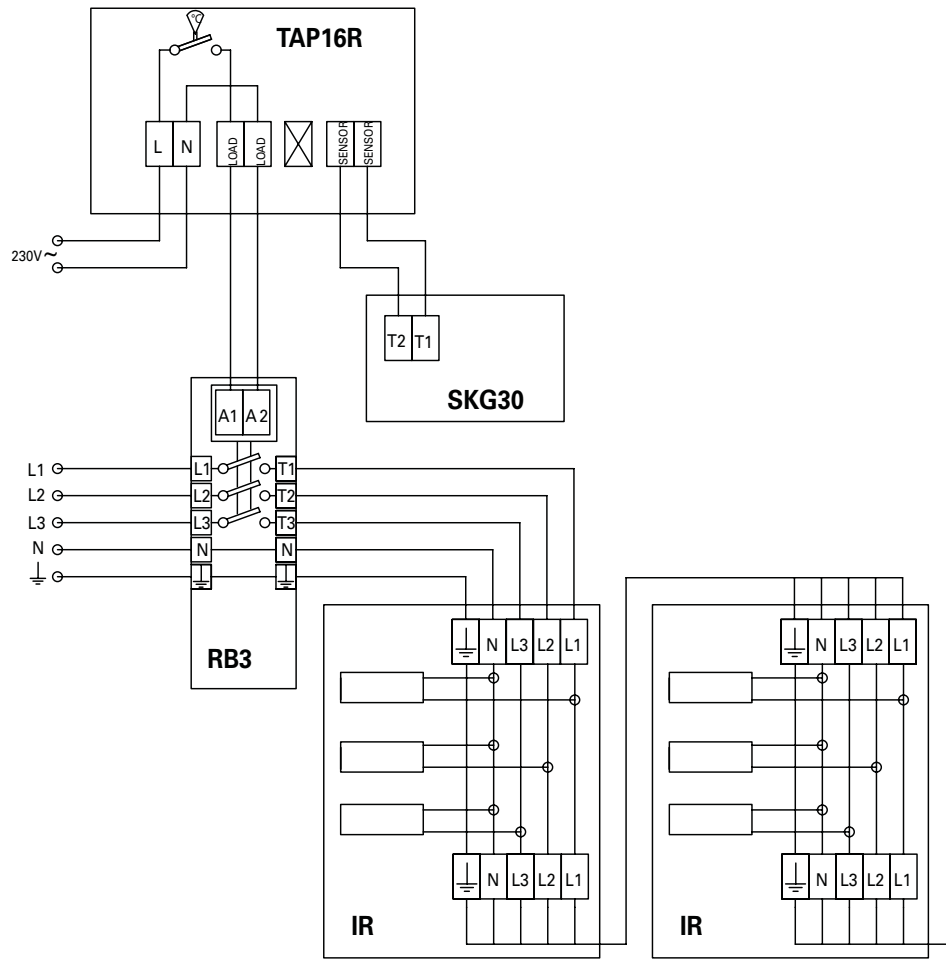
### Internal wiring diagram



### Control by thermostat and relaybox

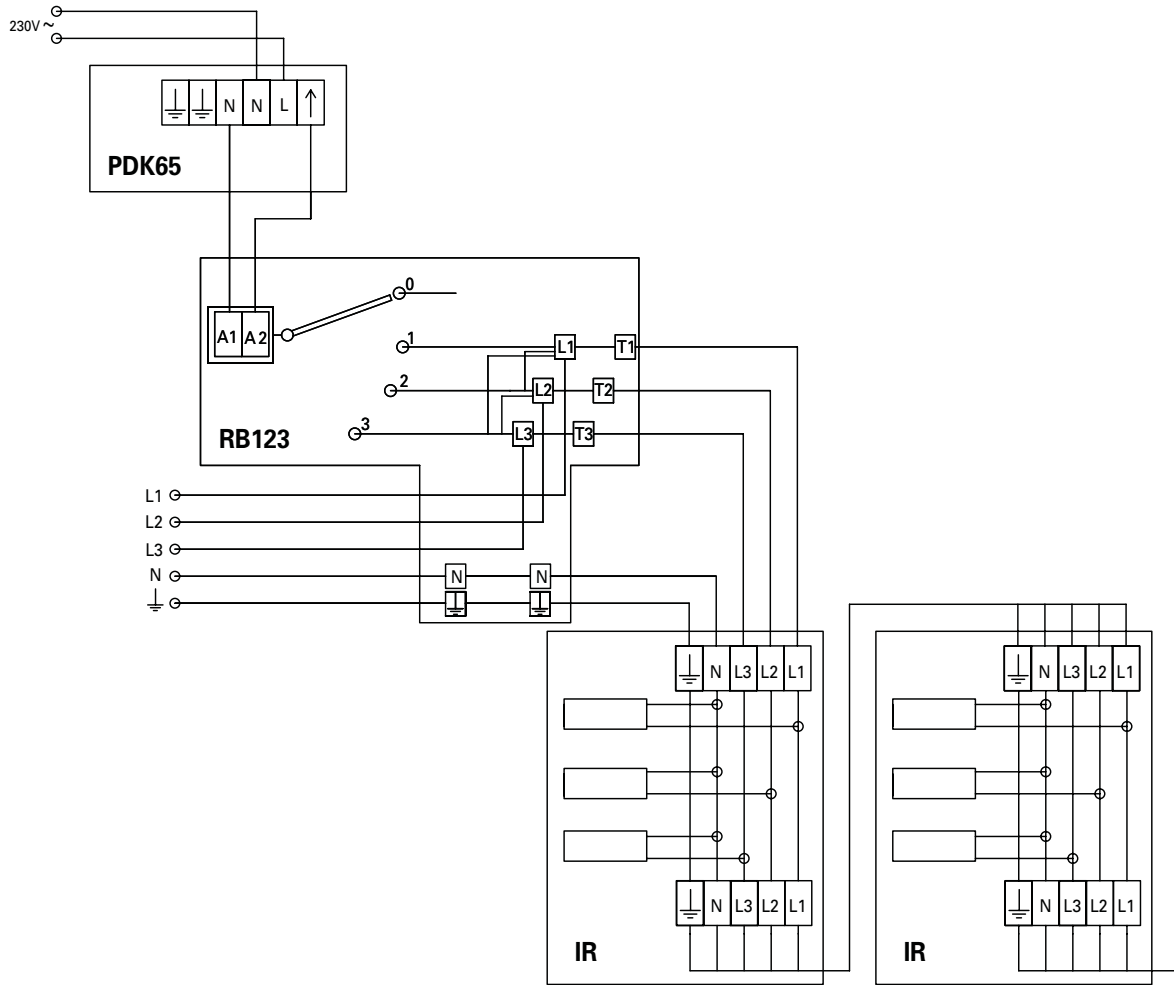


Control by thermostat, relaybox and black bulb sensor

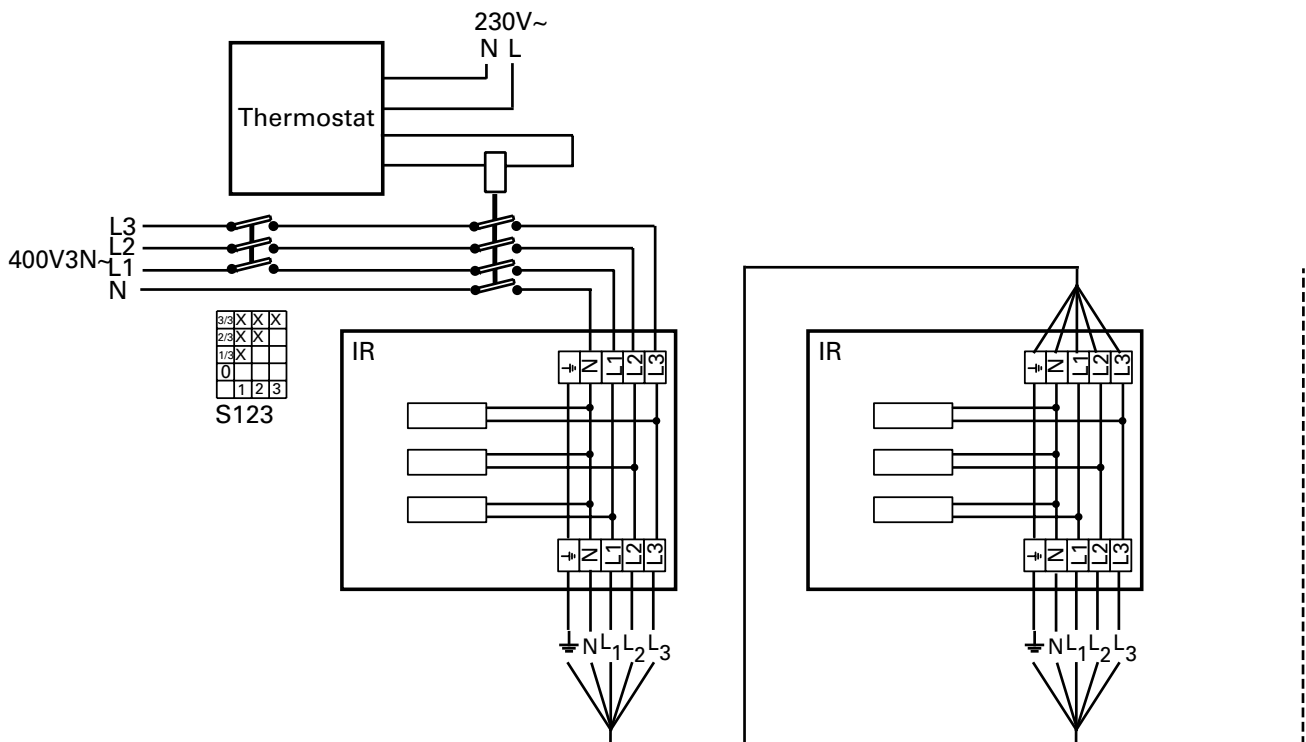




**Control by relaybox with 3 step output control and presence detector**



**Control by thermostat, contactor and switch - for installations not covered by the Ecodesign Regulation (EU) 2015/1188**



## Installation and operating instructions

### General Instructions

Read these instructions carefully before installation and use. Keep this manual for future reference.

*The product may only be used as set out in the assembly and operating instructions. The guarantee is only valid if the product is used in the manner intended and in accordance with the instructions.*

### Application

IR is suitable for total or supplementary heating of premises with large volume and high ceilings. It can also be used outdoors for example on sport arena stands or to keep loading bays dry and frostless.

### Function

The infrared heater heats up rapidly and provides additional heating input immediately to the area.

### Positioning

For point-heating, at least two infra-red heaters are placed to ensure that heat is provided both in front of and behind people involved. The heaters must be mounted at least 2 m above people's heads.

### Mounting

Suspension brackets can be fitted directly to the ceiling or wall. The mountings allow the radiation to be varied 30° in any direction. Note the permitted installation arrangements and minimum distances shown on page 4. In all installations the elements must be horizontal. It is also possible to suspend the heaters from cords (minimum Ø 3 mm).

### Electrical installation

The apparatus must be permanently connected. The installation must be carried out by a qualified technician, and the appropriate regulations must be followed. A heat resistant connection cable that can withstand a constant temperature of at least 90 °C, must be used when connecting the

heater. The connection box contains terminal blocks for connecting cables with areas up to 16 mm<sup>2</sup>. This makes it possible to connect several heaters in parallel.

### Control

When using this product as a local space heater according to Ecodesign Regulation (EU) 2015/1188, it must be supplemented with one of the following approved controls. Please note that a relaybox RB is also required.

- TAP16R, electronic thermostat that includes:
  - Electronic room temperature control plus week timer
  - Room temperature control with open window detection
- TAP16R and SKG30, black bulb sensor that include:
  - Electronic room temperature control plus week timer
  - Room temperature control with open window detection
  - Black bulb sensor
- RB123, relaybox with 3 step output control and PDK65, presence detector that include:
  - Two or more manual stages, no temperature control
  - Working time limitation
  - Room temperature control with presence detection

The product can be controlled in a different way, e.g. by an overall control system (BMS), but in that case the responsibility lies with the installer to ensure that the control system is programmed to make the installation meet the requirements of Ecodesign Regulation (EU) 2015/1188.

### Start-up

When the unit is used for the first time or after a long period of disuse, smoke or odour may result from dust or dirt that has collected on the element. This is completely normal and disappears after a short time.

## Maintenance

When an infrared installation has not been in use for some time, the elements should be "dried". Switch on the heaters for 5-10 minutes and then allow them to cool. The equipment will then be ready for use again.

If the reflectors are dirty, they can be blast-cleaned using compressed air or wiped clean with a soft cloth.

## Residual current circuit breaker

When the installation is protected by means of a residual current circuit breaker, which trips when the appliance is connected, this may be due to moisture in the heating element. When an appliance containing a heater element has not been used for a long period or stored in a damp environment, moisture can enter the element.

This should not be seen as a fault, but is simply rectified by connecting the appliance to the main supply via a socket without a safety cut-out, so that the moisture can be eliminated from the element. The drying time can vary from a few hours to a few days. As a preventive measure, the unit should occasionally be run for a short time when it is not being used for extended periods of time.

## Packaging

Packaging materials are chosen with consideration to environment and are therefore recyclable.

## Handling of product at end of working life

This product may contain substances necessary for functionality of product but potentially dangerous for the environment. The product should not be disposed mixed with general household waste but delivered to a designated collection point for environmental recycling. Please contact local authority for further details of your nearest designated collection point. Recycling of used products saves earth's resources and reduces global footprint.

## Safety

- *For all installations of electrically heated products should a residual current circuit breaker 300 mA for fire protection be used.*
- *The unit may have hot surfaces during operation and when cooling down!*
- *The unit must not be fully or partially covered with clothing, or similar materials, as overheating can result in a fire risk! (E)*
- *The unit must not be placed directly under fixed wall sockets!*
- *This appliance can be used by children aged from 8 years and above and persons with reduced physical, sensory or mental capabilities or lack of experience and knowledge if they have been given supervision or instruction concerning use of the appliance in a safe way and understand the hazards involved. Children shall not play with the appliance. Cleaning and user maintenance shall not be made by children without supervision.*



**Main office**

Frico AB  
Box 102  
SE-433 22 Partille  
Sweden

Tel: +46 31 336 86 00

mailbox@frico.se  
www.frico.se

**For latest updated information and information  
about your local contact: [www.frico.se](http://www.frico.se)**